

SCHOOL NEWSLETTER

KINDNESS

WELLBEING

INTEGRITY

RESILIENCE

Hi Everyone,

I just wanted to thank you all for a terrific start to Remote and Flexible Learning. Thank you for your support during this second wave of RFL.

Our aim is to ensure that the learning experience is relevant and significant to all of our students. We aim to expose our students to the right learning skills and knowledge that are essential for the particular year level. Our planning will ensure that our students learning is protected.

During this semester we will monitor all students' development. We will be communicating and working with families on an ongoing basis to ensure that the learning developments for every child is on track. Our partnership will be vital in the success of your child/children learning. We will need to rely on each other and develop a collective responsibility, to achieve success. Your feedback is always welcomed, and I encourage you to share this with your child/children's home group teacher.

Our teachers are impressed with the work efforts that the students have demonstrated this week. Let's keep up the momentum and continue this throughout the term. Let's celebrate the milestones, let's look after one another, let's keep the communication channels open and most importantly let's be kind to one another.




With the news this week, it is important now more than ever, to look after one another as a family and as a school community. Everyone has their own circumstances, but we are all part of the Gladstone Views community and we need stick together. We will get through this.

EDUCATIONAL SUB COMMITTEE

This week we held our first Educational Sub Committee, thank you to those parents who volunteered their time to be a part of the committee. During the meeting we went over 3 updated school policies that will now go to School Council to be ratified, discussed the focus for the term for each year level's investigations and social emotional learning areas. The committee was also updated on the staff action teams, the 2021 School Review and the building works.

SCHOOL COUNCIL



The next School Council meeting will be held on Tuesday 11th August via Google Meet.

FOUNDATION ENROLMENTS 2021

If you have a child who will be starting school next year it is really important to complete the enrolment forms to ensure your child has a placement at Gladstone Views PS next year. Enrolments close on August 31st 2020. Our school zone: The Departments website 'find my school' hosts the most up-to-date information about Victorian Government school zones. Information on this site is updated in Term 1 every year. It clearly indicates the zone for each government school. You just type your address in, click primary, secondary or specialist and it will show you the zone for your local school. To visit the site, see www.findmyschool.vic.gov.au



SCHOOL PHOTOS

Unfortunately, we had to reschedule our School Photo Day. School Photo Day will now be on **Tuesday 27th October.**

PARENT FEEDBACK

We love receiving parent feedback in regards to remote learning, so please feel free to email us your feedback and suggestions to gladstone.views.ps@education.vic.gov.au

Here is an example of feedback which we received this week:

"the videos have been really useful for Max, I feel this keeps him more engaged in work and he's willing to listen (most of the time)

- uploading the reader as a PDF, I found Max has been eager to learn & read it more willingly than education.com or other online readers

Thank you for the additional steps you're taking to make life easier for the students & parents, your efforts haven't gone unnoticed, we do appreciate all your hard work and patience."

Have a great weekend!

Belinda Karlsson
Acting Principal

FOUNDATION!

In Foundation, we have been focusing on Social Emotional Learning. We have been talking about small things we can do every day that bring us happiness. We spoke about getting some sunshine on a beautiful day with our tiny teacher, riding a bike and playing with playdoh.


We read the story 'The Beautiful Oops' by Barney Saltzberg and we learnt that mistakes are okay. Mistakes are part of learning and we can make the best of making a mistake by turning it into SOMETHING BEAUTIFUL! We made a scribbly mistake and turned it in to some fabulous art!



Amelia, FNJ



Emily, FNJ



Leon FMS



Zane FMS



Noah, FRI




Harlan, FRI

ITALIAN NEWS!

What a great start it has been to Term 3 for remote learning in Italian! Many students have been trying very hard to learn new Italian phrases and vocabulary. The Preps have been practising the colours in Italian. Their videos showed that they have been very busy perfecting their knowledge and pronunciation of the following colours:

blu, giallo, nero, rosso, verde, grigio, rosa, viola, marrone e arancione.

It was so lovely to see some older siblings helping their younger brothers and sisters too!



ONLINE ITALIAN RESOURCES

If you would like to improve your confidence in speaking Italian, there are some great learning tools that you can access online. Languages online (<https://www.education.vic.gov.au/languagesonline/italian/italian.htm>), is very useful and covers many topics through games and downloadable resources. There is also a great app called, **'Duolingo'** that you can download for free on your mobile phone or iPad. It is a fantastic learning tool that takes you through different levels and topics depending on your previous knowledge of Italian. Buon divertimento! ☺




Signora Marcucci would love to hear from you if you use any of these online resources!

WEEK 3

Specialist grade
of the week

5TC

Date: 31/7/20- Week 3



**SPORTS
STAR
OF THE
WEEK**

Alicia - 6KB


Date: 31/7/20- Week 3

WEEK 4



Specialist grade
of the week

4AB



Date: 6/8/20- Week 4



**SPORTS
STAR
OF THE
WEEK**

Xavier M- 3DS

Date: 6/8/20- Week 4

GVPS Keeping Active at Home



Remote Writers of Gladstone Views



The Grade 2s are currently writing a narrative using the 6+1 writing traits to guide them. The students have focused on **Ideas** and **Organisation** so far. Last Tuesday the students worked hard to create a 'brilliant beginning' for their story. Their aim was to hook the reader in and make them want to read on.

Oh no! Molly's birthday cake is ruined!

Jerusha 2KB

Zoooooom we heard a car coming around the corner. I turned to look back and then I saw a ginger Pomeranian on the road.

Dilara 2KB

"Hey Archer, Jett and Jaxon! I found a treasure map, should we follow it?"

Ethan 2KB

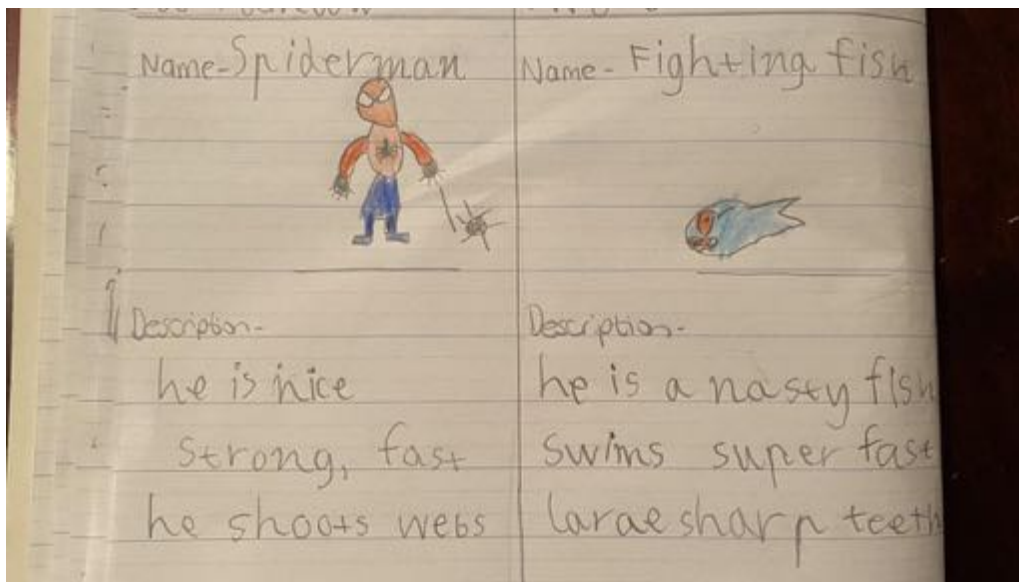
"It's time to go inside the haunted house."

Matthew 2KB

The Grade 1s are currently writing a narrative using the 6+1 writing traits to guide them. The Grade 1s have spent lots of time generating 'Ideas' in our Writer's Notebooks. We have spent lots of time developing characters we would want to write about. The Grade 1s have made sure we know lots of information about our characters. We have considered our character's inside traits, outside traits, strengths, weaknesses and possible problems they could have.

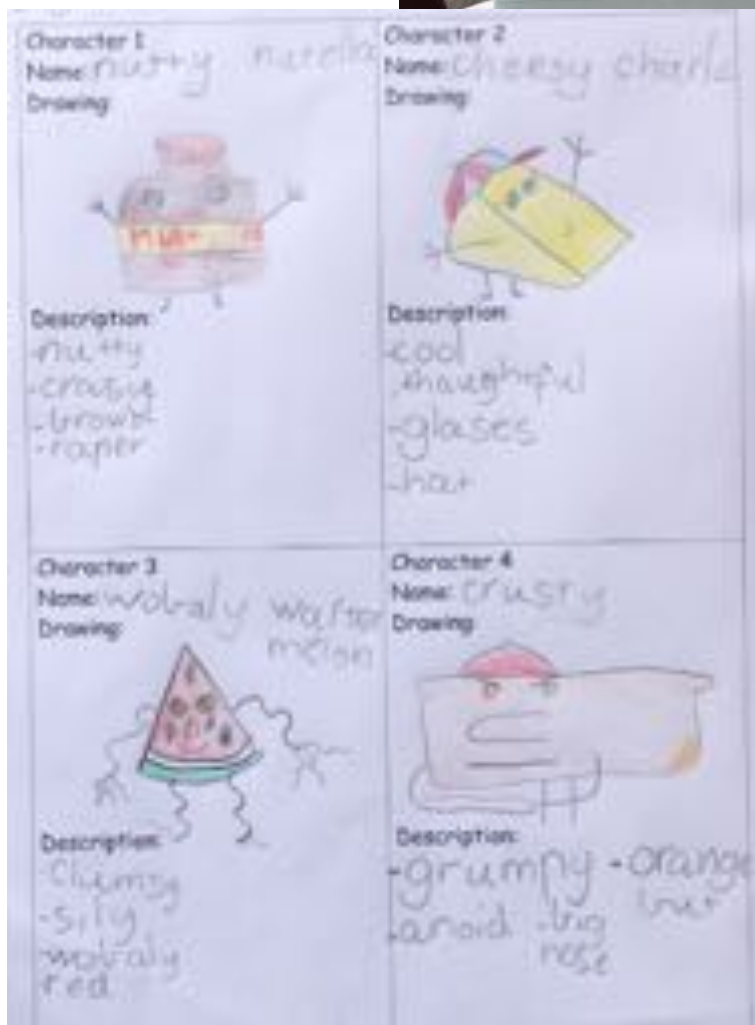



Georgia 1SS



Joshua
1SS

Madinah
1SS




Billie 1AB

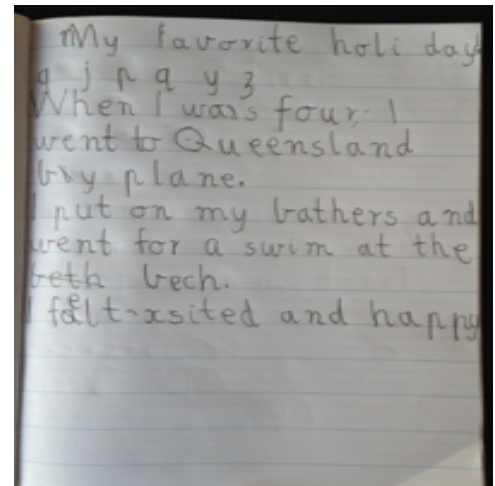
FOUNDATION

The Foundation students have just begun to explore the **6+1 Writing Traits**. Being beginning writers, the focus on **'conventions'** was the first trait we started with, particularly the use of capital letters, inserting spaces between words and spelling by writing the sounds we hear in words.

The trait the Foundation students are currently learning about is **'ideas'**. The students have been using their five senses and prompts such as 'when, where, who, what, why and how' to generate ideas about a given topic eg My Favourite Holiday. Using an ABC chart, the students have delved into their memory and imagination to come up with words related to the topic. Next the students used those words to write interesting sentences about their holiday.

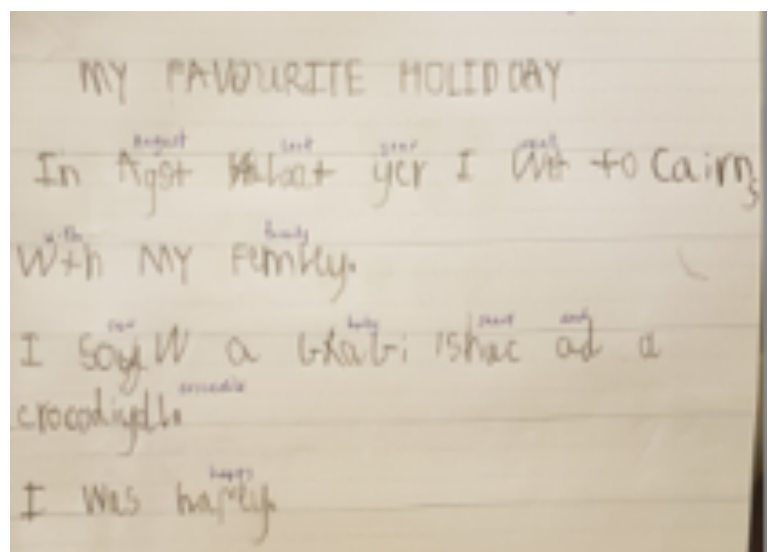


Mia FMS



Alena FMS

Zane FMS



Grade 3 and 4!

In Grade 3 and 4, we have been introducing the 6+1 Writing Traits. Through learning about each trait, students have been exploring how to utilize them in their writing.

Each Friday, students have been completing a Rocket Writing task where they get to practice using the traits in their Writing. In particular, we have been focusing on **Conventions**, **Organisation** and **Word Choice**, making sure students include these traits in their writing.



In **Week 2**, the topic was “At the end of the Rainbow”. Students had to create a writing piece about what they might discover at the end of the rainbow, using the visual prompt as further inspiration. Here are some of the wonderful snapshots from student’s writing pieces:

To Tommy's surprise a rainbow appears from Yoda Rocks to the other side of the river. Tommy decides to explore the rainbow to see if he can find the end. He dives back in the waterhole and swims across to the other side. Tommy climbs out and notices footsteps that appear on a track at the end of the rainbow. He decides to follow them to see where they lead.

After following the trail of footsteps along the track, Tommy remembers just how hungry he really is. His tummy rumbles even louder than what it did the first time. Tommy says out loud “oh man I'm starving!” Suddenly a rock opens next to the waterfall at the end of the track. “There better be some food through this opening!” Tommy followed the opening and it led to behind the waterfall where an amazing food buffet was waiting for him. Tommy ate until his belly was full. As he wiped his face he said, “there truly is magic at the end of the rainbow!”

Logan 3MR

After 20 minutes of slipping off rocks, finding dead ends and losing each other, Sienna, Olivia, Charlotte and Angelique finally saw the rainbow. 'It's so beautiful to actually see it up close' said sienna. 'Now let's see what's under it'. They went a bit further and they saw a large pot of gold. 'Wait!' exclaimed Charlotte. 'What's that?' They saw a hidden cave that was partly covered with sticks and leaves. 'Let's go in!' they said together. They went across the leaves and realised that it was a trap just a little too late. They went sliding down a hole never to be seen again.

Nada 4MK

Over The Rainbow

Upon a rainbow in the clear sky, air flowing calmly while the graceful blue birds fly. Soaring from the south, settling near the north. Right where the rainbow stands above all. Waterfalls gush, warm water with steam. But nothing can overtake the rainbows glazing beam. Predictions of what is at the end of this beam of colour. Some say pots of gold and treasure along with many others. For no one has seen the end of the rainbow, for it stays hidden in grass, bushes and shadows.

Levi 4AB



In **Week 3**, students were given a topic all about "Winter". Students were allowed to write any writing piece they wanted, as long as it connected to Winter. Students had the options to use the visual prompt as inspiration if they wished. Here are some snapshots from student's writing pieces:

Olivia was running after the ball but little did she know she was in the middle of nowhere. There were only a bunch of trees EVERYWHERE! And soooo much snow on the floor. The trees were covered in snow too. Olivia was so worried on how to get back home but she just kept running after the ball. "MY GOSH this ball is extremely fast" said Olivia running after it. Kayla saw the door opened so she started running to find Olivia. Olivia saw Kayla running after her but Olivia did not stop until she caught the ball. Kayla stopped running and looked around her.

It was so beautiful around them it had all these super straight trees and snow everywhere. Olivia did not care what was around her; she just kept running for that ball. But Kayla said "STOP RUNNING, the ball has stopped." It brang us to this amazing place look around you!" said Kayla. So Olivia grabbed the ball and looked around her. It was just SO beautiful!!!!

Jazmine 3/4T

Walking on the icy path, the snow and ice were crunching underneath my feet. The crisp air was numbing my face. I was surrounded by a giant forest of Christmas trees. They were everywhere I looked! The trees were dusted with the magical white snow. When you looked straight ahead, the sky was full of fog. It looked like a million ghosts floating.

Willow 3DS